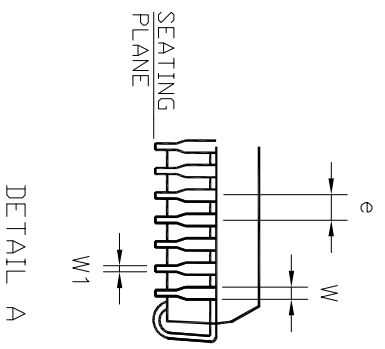
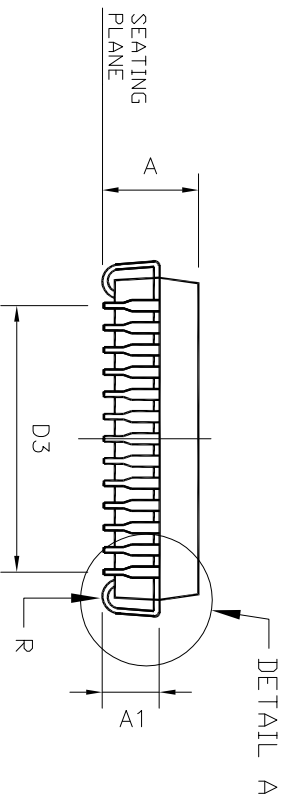
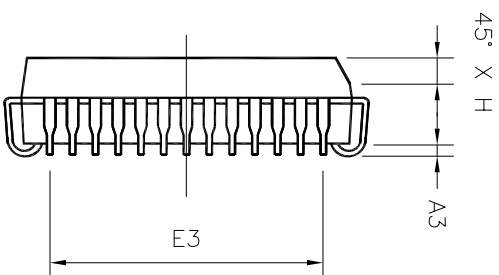
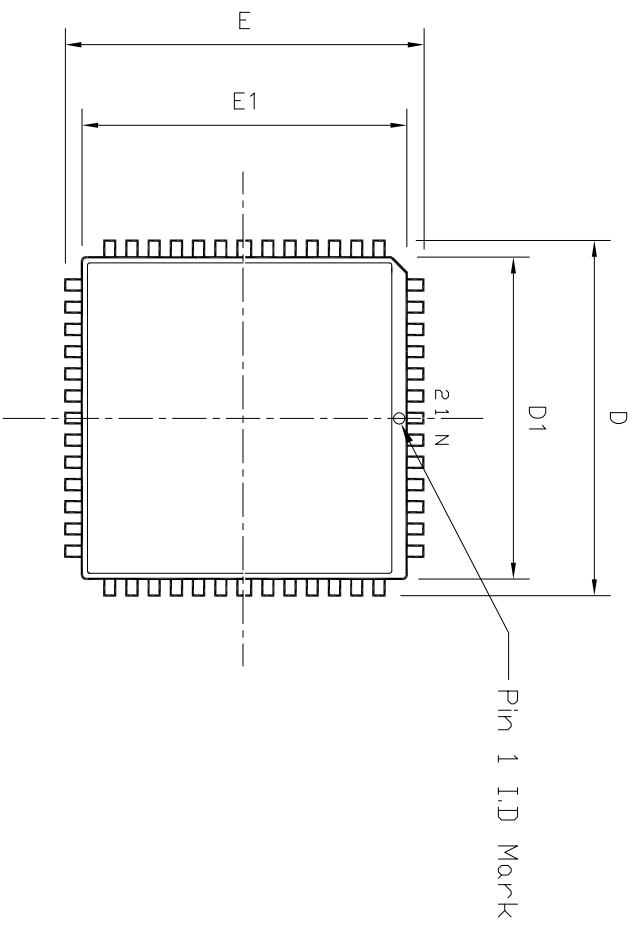


REVISION HISTORY

REV.	DISCRIPTION	DATE	APP'D
A	DRAWING ORIGINATION	1/14/11	PC



44 Pin PLCC JEDEC MS-018 VARIATION AC									
SYMBOLS	DIMENSIONS IN MM (Control Unit)			DIMENSIONS IN INCH (Reference Unit)					
	MIN	NOM	MAX	MIN	NOM	MAX			
A	4.19	4.37	4.57	0.165	0.172	0.180			
A1	2.29	2.67	3.05	0.090	0.105	0.120			
A3	0.51	—	—	0.020	—	—			
D	17.40	17.53	17.65	0.685	0.690	0.695			
D1	16.51	16.59	16.66	0.650	0.653	0.656			
D3	—	12.70 REF	—	—	0.500 REF	—			
E	17.40	17.53	17.65	0.685	0.690	0.695			
E1	16.51	16.59	16.66	0.650	0.653	0.656			
E3	—	12.70 REF	—	—	0.500 REF	—			
H	1.07	—	1.42	0.042	—	0.056			
e	—	1.27 BSC	—	—	0.050 BSC	—			
R	0.64	—	1.14	0.025	—	0.045			
W	0.66	0.74	0.81	0.026	0.029	0.032			
W1	0.33	0.43	0.53	0.013	0.017	0.021			
N	—	44	—	—	44	—			

**EXAR CORPORATION**  
Powering Connectivity

44 PIN PLCC PACKAGE OUTLINE

By: PC	Date: 1/14/11	Revision: A	Sheet: 1 OF 1
Packaging Approval:		Drawing No: 44-PIN PLCC	