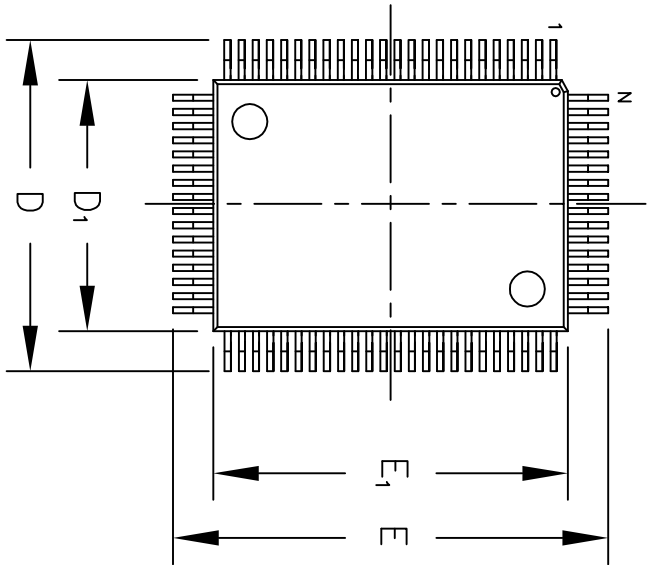
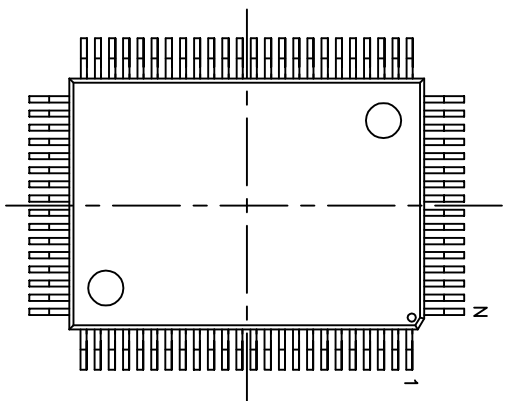


REVISION HISTORY

REV.	DISCRIPTION	DATE	APP'D
A	DRAWING ORIGINATION	07/01/11	PC

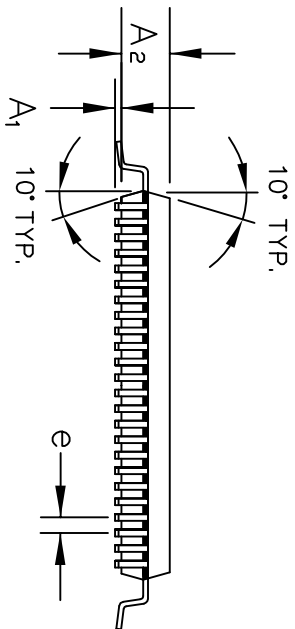


TOP VIEW

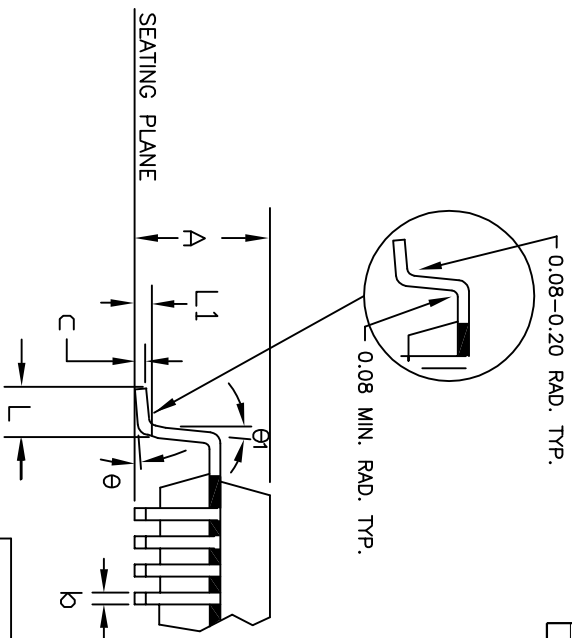


BOTTOM VIEW

SYMBOL	DIMENSIONS IN MM (Control Unit)			DIMENSIONS IN INCH (Reference Unit)		
	MIN	NOM	MAX	MIN	NOM	MAX
A	—	3.40	—	—	0.134	—
A1	0.25	—	0.50	0.010	—	0.020
A2	2.50	2.70	2.90	0.098	0.106	0.114
b	0.22	—	0.40	0.009	—	0.016
c	0.11	—	0.23	0.004	—	0.009
D	17.20 BSC.			0.677 BSC.		
D1	14.00 BSC.			0.551 BSC.		
E	23.20 BSC.			0.913 BSC.		
E1	20.00 BSC.			0.787 BSC.		
e	0.65 BSC.			0.026 BSC.		
L	0.73	0.88	1.03	0.029	0.035	0.041
θ	0°	3.5°	7°	0°	3.5°	7°
θ1	0°	—	—	0°	—	—
N	100			100		
ND	20			20		
NE	30			30		



SIDE VIEW



EXAR CORPORATION

100 Pin (14x20mm) 1.6mm form MQFP (OPTION 1)
Package Outline

Packaging Approval:

Drawing No: 14 X 20 mm MQFP

By: PC Date: 07/01/11

Revision: A Sheet: 1 OF 1

