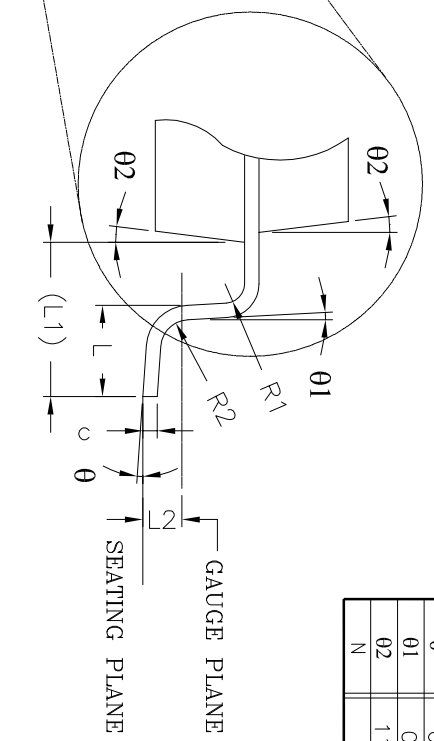
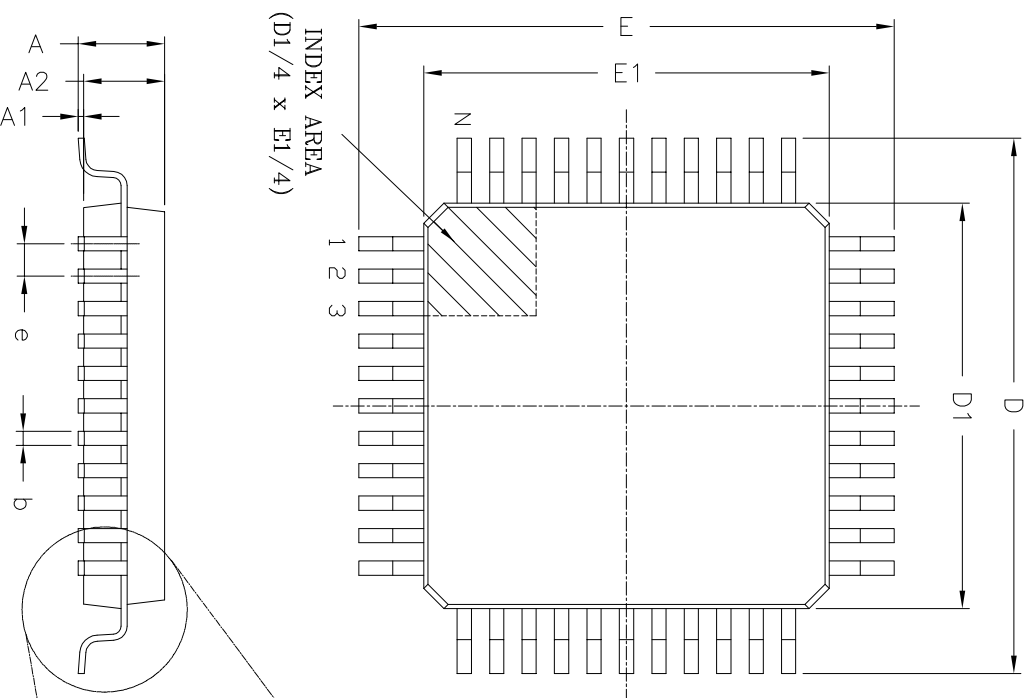
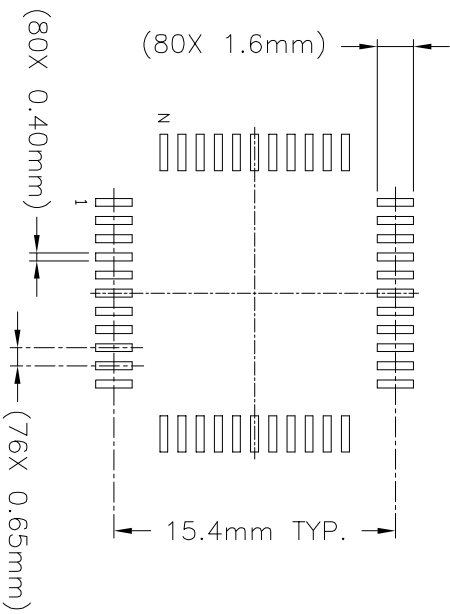


REVISION HISTORY			
REV.	DISCRIPTION	DATE	APP'D
A	DRAWING ORIGINATION	05/03/06	JL
B	CHANGE DRAWING LOGO AND COMPANY NAME	11/28/07	JL
C	ADD RECOMMENDED LAND PATTERN	11/19/09	PC

RECOMMENDED LAND PATTERN



SYMBOLS	DIMENSIONS IN MM (Control Unit)			DIMENSIONS IN INCH (Reference Unit)		
	MIN	NOM	MAX	MIN	NOM	MAX
A	—	—	1.60	—	—	0.063
A1	0.05	—	0.15	0.002	—	0.006
A2	1.35	1.40	1.45	0.053	0.055	0.057
b	0.22	0.32	0.38	0.009	0.013	0.015
c	0.09	—	0.20	0.004	—	0.008
D	—	16.00	BSC	—	0.630	BSC
D1	—	14.00	BSC	—	0.551	BSC
E	—	16.00	BSC	—	0.630	BSC
E1	—	14.00	BSC	—	0.551	BSC
e	—	0.65	BSC	—	0.026	BSC
L	0.45	0.60	0.75	0.018	0.024	0.030
L1	—	1.00	REF	—	0.039	REF
L2	—	0.25	BSC	—	0.010	BSC
R1	0.08	—	—	0.003	—	—
R2	0.08	—	0.20	0.003	—	0.008
theta	0°	3.5°	7°	0°	3.5°	7°
theta1	0°	—	—	0°	—	—
theta2	11°	12°	13°	11°	12°	13°
N	—	80	—	—	80	—

**EXAR CORPORATION**  
Powering Connectivity

80 PIN LQFP PACKAGE OUTLINE

By: PC	Date: 11/19/09	Revision: C	Sheet: 1 OF 1
--------	----------------	-------------	---------------