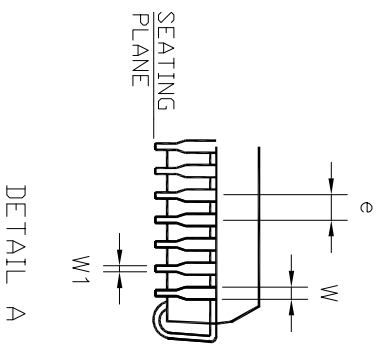
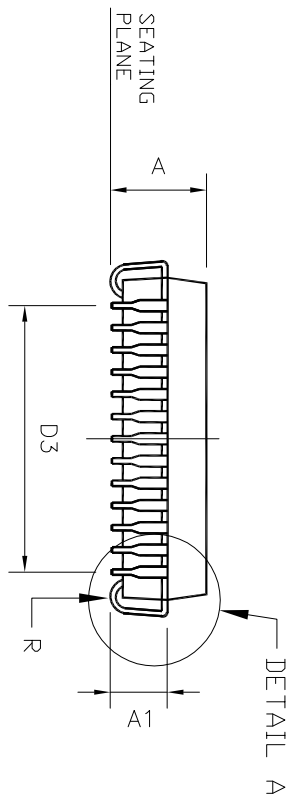
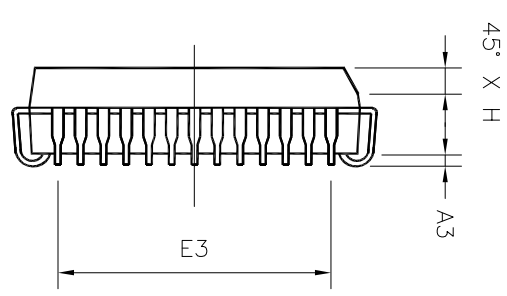
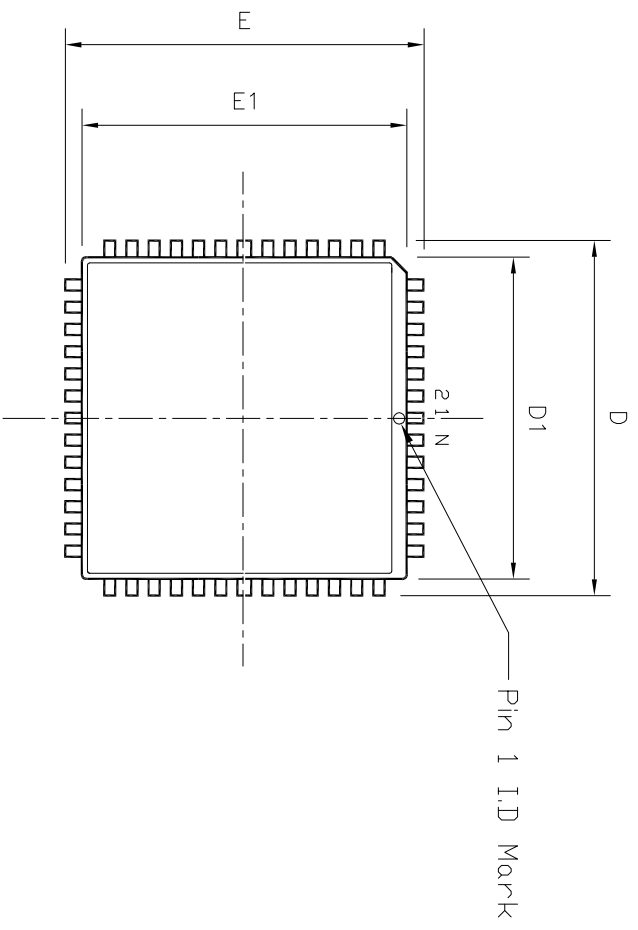


REVISION HISTORY			
REV.	DISCRIPTION	DATE	APP'D
A	DRAWING ORIGINATION	1/14/11	PC



28 Pin PLCC JEDEC MS-018 VARIATION AB							
SYMBOLS	DIMENSIONS IN MM (Control Unit)			DIMENSIONS IN INCH (Reference Unit)			
	MIN	NOM	MAX	MIN	NOM	MAX	
A	4.19	4.37	4.57	0.165	0.172	0.180	
A1	2.29	2.67	3.05	0.090	0.105	0.120	
A3	0.51	—	—	0.020	—	—	
D	12.32	12.45	12.57	0.485	0.490	0.495	
D1	11.43	11.51	11.58	0.450	0.453	0.456	
D3	—	7.62 REF	—	—	0.300 REF	—	
E	12.32	12.45	12.57	0.485	0.490	0.495	
E1	11.43	11.51	11.58	0.450	0.453	0.456	
E3	—	7.62 REF	—	—	0.300 REF	—	
H	1.07	—	1.42	0.042	—	0.056	
e	—	1.27 BSC	—	—	0.050 BSC	—	
R	0.64	—	1.14	0.025	—	0.045	
W	0.66	0.74	0.81	0.026	0.029	0.032	
W1	0.33	0.43	0.53	0.013	0.017	0.021	
N	—	28	—	—	28	—	

		<b>EXAR CORPORATION</b>	
		28 PIN PLCC PACKAGE OUTLINE	
Packaging Approval:		Drawing No: 28-PIN PLCC	
By: PC	Date: 1/14/11	Revision: A	Sheet: 1 OF 1