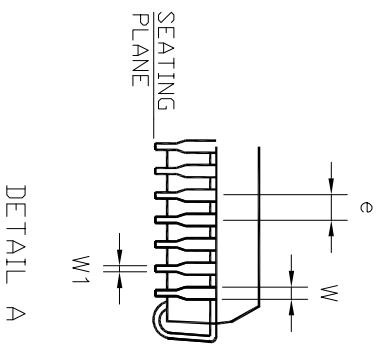
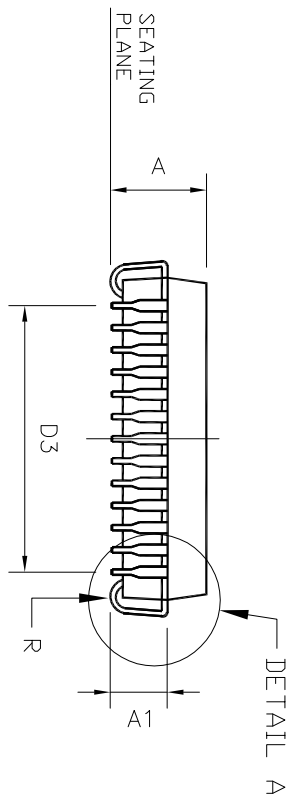
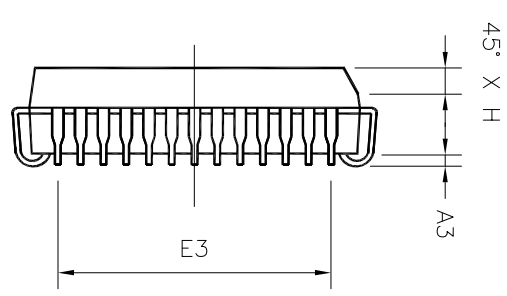
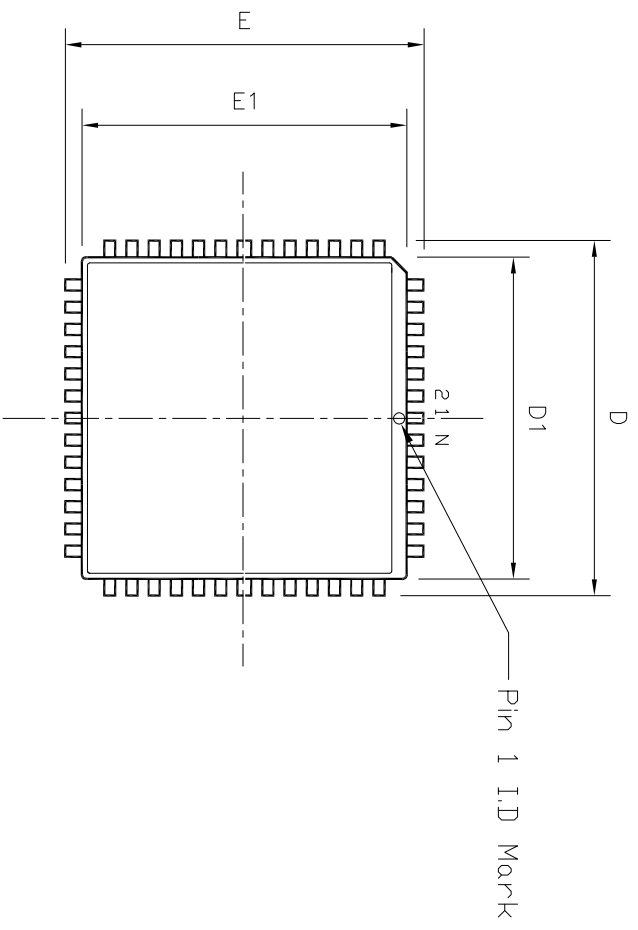


REVISION HISTORY			
REV.	DISCRIPTION	DATE	APP'D
A	DRAWING ORIGINATION	1/14/11	PC



68 Pin PLCC JEDEC MS-018 VARIATION AE						
SYMBOLS	DIMENSIONS IN MM (Control Unit)			DIMENSIONS IN INCH (Reference Unit)		
	MIN	NOM	MAX	MIN	NOM	MAX
A	4.19	4.37	4.57	0.165	0.172	0.180
A1	2.29	2.67	3.05	0.090	0.105	0.120
A3	0.51	—	—	0.020	—	—
D	25.02	25.15	25.27	0.985	0.990	0.995
D1	24.13	24.23	24.33	0.950	0.954	0.958
D3	—	20.32 REF	—	—	0.800 REF	—
E	25.02	25.15	25.27	0.985	0.990	0.995
E1	24.13	24.23	24.33	0.950	0.954	0.958
E3	—	20.32 REF	—	—	0.800 REF	—
H	1.07	—	1.42	0.042	—	0.056
e	—	1.27 BSC	—	—	0.050 BSC	—
R	0.64	—	1.14	0.025	—	0.045
W	0.66	0.74	0.81	0.026	0.029	0.032
W1	0.33	0.43	0.53	0.013	0.017	0.021
N	—	68	—	—	68	—

		EXAR CORPORATION	
		68 PIN PLCC PACKAGE OUTLINE	
Packaging Approval:	By: PC	Drawing No:	Revision: A
Date: 1/14/11		68-PIN PLCC	Sheet: 1 OF 1