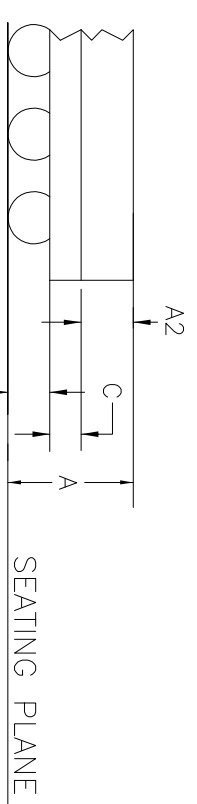
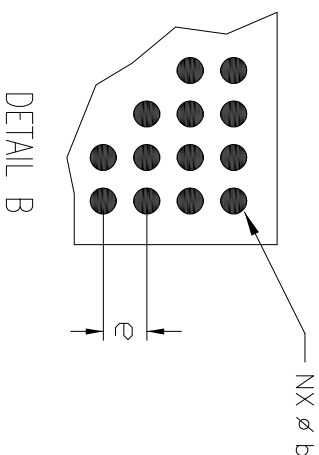
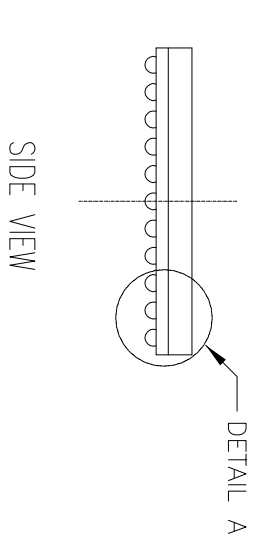
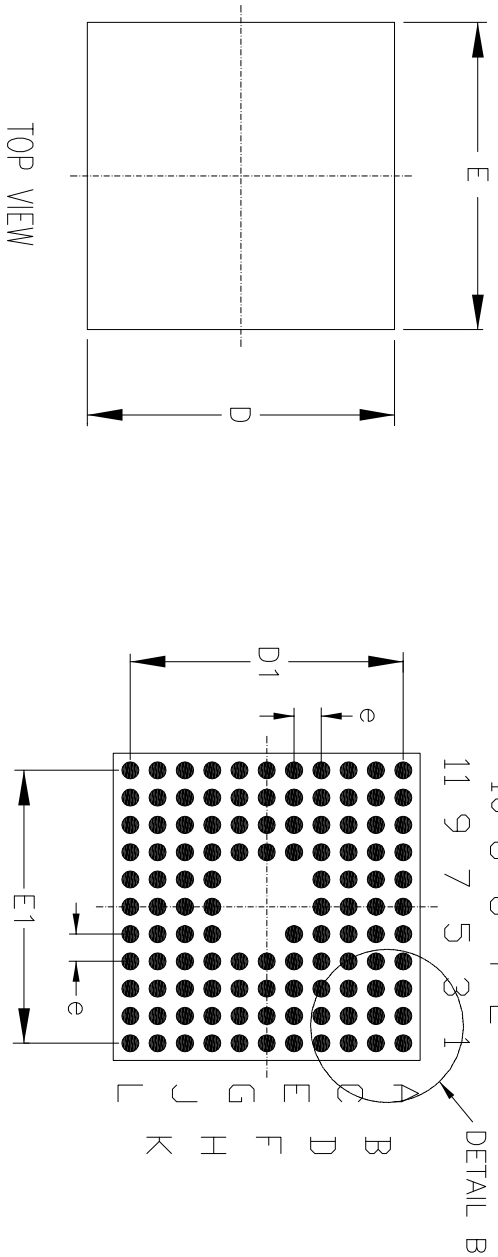


REVISION HISTORY			
REV.	DISCRIPTION	DATE	APP'D
A	DRAWING ORIGINATION	08/17/09	PC



113-Ball 9X9mm L-fpBGA						
SYMBOLS	DIMENSIONS IN MM (Control Unit)			DIMENSIONS IN INCH (Reference Unit)		
	MIN	NOM	MAX	MIN	NOM	MAX
A	1.23	1.38	1.53	0.048	0.054	0.060
A1	0.28	0.33	0.38	0.011	0.013	0.015
A2	0.65	0.70	0.75	0.026	0.028	0.030
C	0.30	0.35	0.40	0.012	0.014	0.016
D	9.00	BSC		0.354	BSC	
D1	8.00	BSC		0.315	BSC	
E	9.00	BSC		0.354	BSC	
E1	8.00	BSC		0.315	BSC	
b	0.45	0.50	0.55	0.018	0.020	0.022
e		0.80	BSC		0.031	BSC
M		11			11	
N		113			113	

NOTES: 'M' REPRESENTS THE BASIC BALL MATRIX SIZE.

		<b>EXAR CORPORATION</b>	
		113-BALL 9X9mm L-fpBGA PACKAGE OUTLINE	
Packaging Approval:		Drawing No: 113-BALL 9X9mm L-fpBGA	
By: PC	Date: 08/17/09	Revision: A	Sheet: 1 OF 1